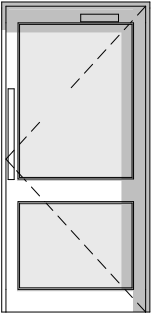
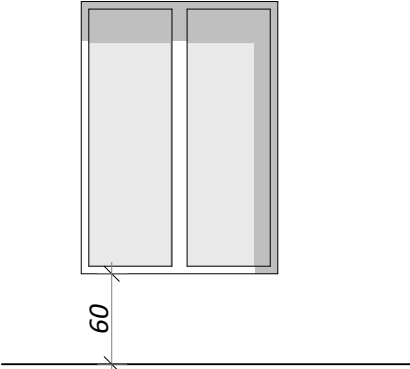
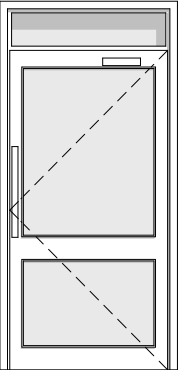
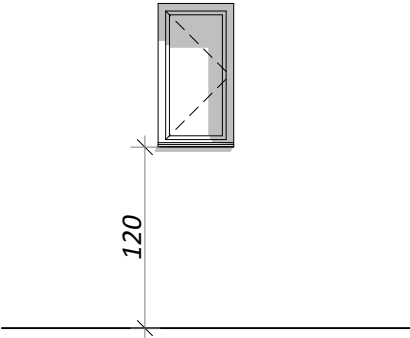
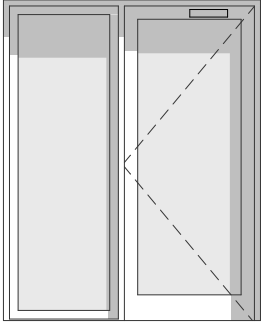
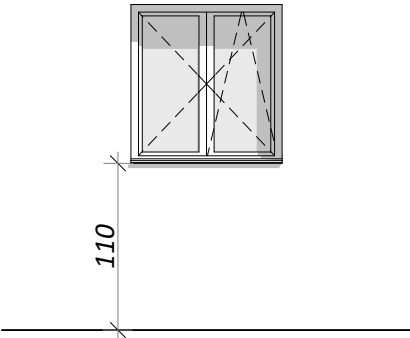
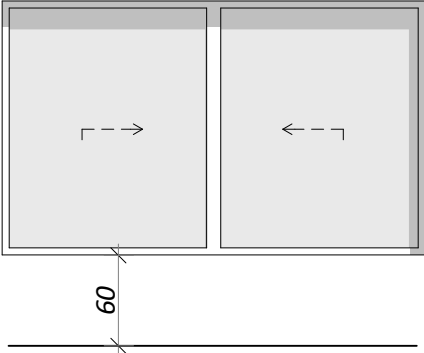



TABLEAU DES MENUISERIES EXTERIEURES



<p><b>PE 01 : Porte Extérieure</b></p> 	<p><b>Porte vitrée extérieure 01</b></p> <ul style="list-style-type: none"><li>- Dimensions: 1.00 x 2.15H</li><li>- Ventail de 0.93 large libre</li><li>- Poussant gauche</li><li>- Double vitrage clair 44.2/12/SP10</li><li>- Seuil plat 0.02m PMR</li><li>- Bâton de maréchal 0.60H</li><li>- Aluminium RAL 7016</li></ul>	<p><b>MC 02 : Menuiserie Coulissante</b></p> 	<p><b>Menuiserie coulissante extérieure 02</b></p> <ul style="list-style-type: none"><li>- Dimensions: 1.30 x 1.80H</li><li>- Menuiserie coulissante double-ventaux</li><li>- Double vitrage clair 44.2/12/SP10</li><li>- Aluminium RAL 7016</li></ul>
<p><b>PE 02 : Porte Extérieure</b></p> 	<p><b>Porte vitrée extérieure 02</b></p> <ul style="list-style-type: none"><li>- Dimensions: 1.10 x 2.40H</li><li>- Ventail de 1.06 large libre</li><li>- Poussant gauche</li><li>- Double vitrage clair 44.2/12/SP10</li><li>- Seuil plat 0.02m PMR</li><li>- Bâton de maréchal 0.60H</li><li>- Aluminium RAL 7016</li></ul>	<p><b>M1V 01 : Menuiserie 1 Ventail</b></p> 	<p><b>Menuiserie 1 ventail 01</b></p> <ul style="list-style-type: none"><li>- Dimensions: 0.50 x 0.95H</li><li>- Ouverture à frappe simple-ventail</li><li>- Double vitrage clair 44.2/12/SP10</li><li>- Aluminium RAL 7016</li></ul>
<p><b>PE 03 : Porte Extérieure</b></p> 	<p><b>Porte vitrée extérieure 03</b></p> <ul style="list-style-type: none"><li>- Dimensions: 1.50 x 2.10H</li><li>- Ventail de 0.90 large libre</li><li>- Poussant gauche</li><li>- Double vitrage clair 44.2/12/SP10</li><li>- Ferme porte + ventouse électrique</li><li>- Seuil plat</li><li>- Aluminium RAL 7016</li></ul>	<p><b>M2V 01 : Menuiserie Double Ventaux</b></p> 	<p><b>Menuiserie oscillo-battante extérieure 01</b></p> <ul style="list-style-type: none"><li>- Dimensions: 1.00 x 1.05H</li><li>- Ouverture à la française double-ventaux</li><li>- Double vitrage clair 44.2/12/SP10</li><li>- Appui de fenêtre</li><li>- Aluminium RAL 7016</li></ul>
<p><b>MC 01 : Menuiserie Coulissante</b></p> 	<p><b>Menuiserie coulissante extérieure 01</b></p> <ul style="list-style-type: none"><li>- Dimensions: 3.00 x 1.80H</li><li>- Menuiserie coulissante double-ventaux</li><li>- Double vitrage clair 44.2/12/SP10</li><li>- Aluminium RAL 7016</li></ul>	<p><b>MF 01 et MF 02 : Menuiserie Fixe</b></p> 	<p><b>Menuiserie châssis fixe 01 et 02</b></p> <ul style="list-style-type: none"><li>- Dimensions: 1.50 x 2.15H</li><li>- Double vitrage clair 44.2/12/SP10</li><li>- Châssis fixe</li><li>- Aluminium RAL 7016</li></ul>

</